



Simplicity and flexibility to integrate a minimalist architecture, that invites us to look at from another point of view to find solutions that break with the rigidity of the established canons.

Features:

LED recessed luminaire designed with a minimalist rectangular shape.

Housing built in die-cast aluminum with black buffer made of polycarbonate. Optical system designed to provide diffused light distribution, based on high efficiency reflectors and transparent PMMA micro-prismatic diffuser with optimized geometry texture. The special acrylic material-film combined with the light distribution of the reflector ensures a comfortable level of lighting. Electronic power supply connected to the luminaire included.



Power

LED 2W, 4W, 10W, 20W, 30W

Beam

18°, 25°

Colour temperature

2700K blanco cálido - CRI \geq 90

3000K blanco cálido - CRI \geq 90

Nominal lumen output

2W - 220lm, 4W - 440lm, 10W - 1100lm, 20W - 2200lm, 30W - 3300lm

Control gear

Electronic (EL)

IP

IP 20

Finishes

Negro (04)

Blanco (63)

Supply voltage

220... 240V, 50/60Hz

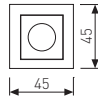
Features



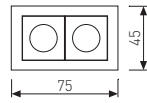
Finishes



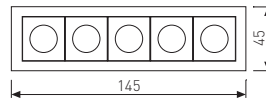
To complete the product reference, add finish



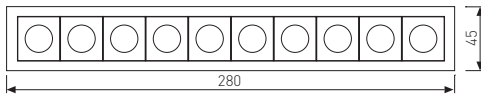
■ □	■ □
2W	2W
18°	25°
drill-hole 35 x 35	drill-hole 35 x 35
control gear EL	control gear EL
220lm	220lm
2700K 11.1701.1211.	2700K 11.1701.1221.
3000K 11.1701.1311.	3000K 11.1701.1321.



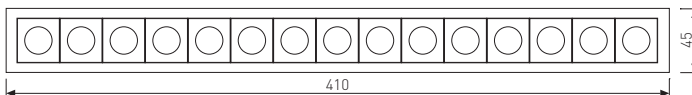
■ □	■ □
4W	4W
18°	25°
drill-hole 35 x 65	drill-hole 35 x 65
control gear EL	control gear EL
440lm	440lm
2700K 11.1701.2311.	2700K 11.1701.2321.
3000K 11.1701.2311.	3000K 11.1701.2321.



■ □	■ □
10W	10W
18°	25°
drill-hole 35 x 135	drill-hole 35 x 135
control gear EL	control gear EL
1100lm	1100lm
2700K 11.1701.3211.	2700K 11.1701.3221.
3000K 11.1701.3311.	3000K 11.1701.3321.



■ □	■ □
20W	20W
18°	25°
drill-hole 35 x 270	drill-hole 35 x 270
control gear EL	control gear EL
2200lm	2200lm
2700K 11.1701.4211.	2700K 11.1701.4221.
3000K 11.1701.4311.	3000K 11.1701.4321.



■ □	■ □
30W	30W
18°	25°
drill-hole 35 x 400	drill-hole 35 x 400
control gear EL	control gear EL
3300lm	3300lm
2700K 11.1701.5211.	2700K 11.1701.5221.
3000K 11.1701.5311.	3000K 11.1701.5321.