


Lumbo by Luxiona Designers



Spherical spotlight conceived for plans where visual density is an important factor to be taken into account. Primarily designed for living in camps so that there is no visual saturation of the architectural ensemble. Lumbo plays the key role of lighting space while providing balance and harmony and avoiding the visual disproportion that conventional spotlights' orientation produces. Lumbo has an innovative design with the newest technological improvements. It includes new generation Premium White LEDs with high colour rendition that makes it excellent to light up spaces at retail stores, exhibitions, hotels, etc. Thanks to "Total Orientation System" it can be handled manually so that it spins 355° or leans 90° .

Lumbo

Tracklights



Indoor

LUXIONA troll



Features

Spherical injected steel monoblock spotlights with high quality finishes and an optical system based on highly efficient spotlights. The whole body works as a heat sink, improving the working efficiency of the LED to optimize consumption. The equipment is integrated into the three-phase adapter.

CE	⏚	IP 20	⏏ 850°	↻ 90°	↻ 355°
LED	CRI ≥90	SDCM 3	60000h L80B10		

DRIVER INCL.	220 240 V	50 60 Hz
-----------------	--------------	-------------

Consult for dimming options. (8W not available)

Standard finishes

Add needed finish to complete the product reference.

.04	.63
-----	-----

Other finishes

.25	.27	.85	.92
-----	-----	-----	-----

Ask us for custom colours.

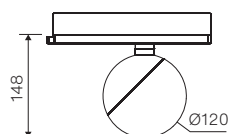
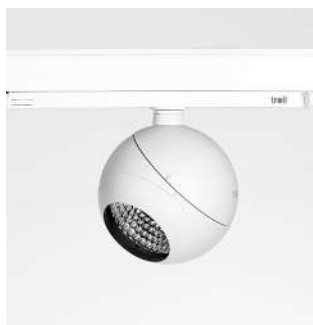
Body: Aluminium

Installation: Three-phase track

LED personalisation

Check all types of LEDs on guide´s page 23

Lumbo



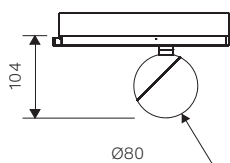
15
W

Lm	K	▲	Code
1518	3000	15°	11.1426.1311
1491	3000	25°	11.1426.1321
1463	3000	40°	11.1426.1341
1668	4000	15°	11.1426.1411
1641	4000	25°	11.1426.1421
1613	4000	40°	11.1426.1441

31
W

Lm	K	▲	Code
3128	3000	15°	11.1426.3311
3072	3000	25°	11.1426.3321
2983	3000	40°	11.1426.3341
3378	4000	15°	11.1426.3411
3322	4000	25°	11.1426.3421
3233	4000	40°	11.1426.3441

Lumbo S



11
W

Lm	K	▲	Code
865	3000	15°	11.2026.1311
851	3000	24°	11.2026.1321
851	3000	36°	11.2026.1331
931	4000	15°	11.2026.1411
916	4000	24°	11.2026.1421
914	4000	36°	11.2026.1431

15
W

Lm	K	▲	Code
1144	3000	15°	11.2026.2311
1128	3000	24°	11.2026.2321
1121	3000	36°	11.2026.2331
1219	4000	15°	11.2026.2411
1198	4000	24°	11.2026.2421
1202	4000	36°	11.2026.2431



Accessories



11.1426.0001
Honeycomb Mesh Lumbo Ø75



11.1426.0002 **N**
Clear diffuser for Lumbo 075mm

11.2026.0001 **N**
Honeycomb Mesh Lumbo S
Ø45mm

