





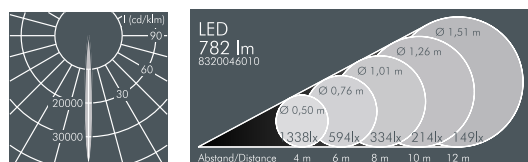
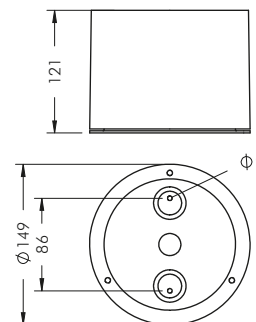
The LED surface mounted downlights are very compact and shallow in design. The precise optics are available with different light distributions. This allows the products to be used for various different lighting applications and at different mounting heights. The housings are neutral in design and have no visible screws. They can be installed directly on ceilings and canopies.

IP rated ceiling-mounted luminaires can be installed under-canopy to provide a sophisticated lighting effect for entrances.




Surface-mounted downlight

With 5 x 2.5 W high performance LEDs,
 integral temperature monitoring device,
 CRI: > 80, Colour tolerance: max. 2 SDCM
 Service life: L90/B10 > 50 000 h
 Protection class I, IP65 , IK08
 corrosion-resistant die cast aluminium housing AISi12,
 polyester powder coated,
 all exterior steel parts are stainless steel,
 tempered safety glass, silicon gasket,
 housing secured with a grub screw,
 ceiling mount: 2 drilled holes \varnothing 4 mm,
 spacing 86 mm,
 cable entry \varnothing 4-11 mm recessed cable,
 integral transformer and on-board driver

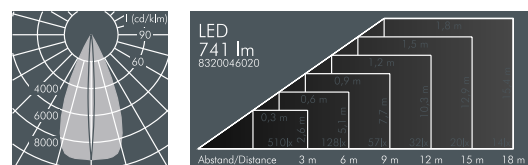


Surface-mounted downlight, narrow beam

Part number	Colour	Light source	Luminous flux	Beam angle γ (FWHM)
8 320 046 019	black	5 x LED 2.5 W	782 lm	7°
8 320 066 019	white	warm white (3000 K)		
8 320 056 019	silver grey			

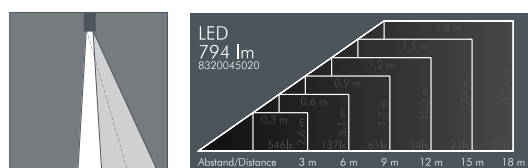


Part number	Colour	Light source	Luminous flux	Beam angle γ (FWHM)
8 320 045 019	black	5 x LED 2.5 W	837 lm	7°
8 320 065 019	white	neutral white (4000 K)		
8 320 055 019	silver grey			




Surface-mounted downlight, linear beam spread

Part number	Colour	Light source	Luminous flux	Beam angle γ (FWHM)	
8 320 046 029	black	5 x LED 2.5 W	741 lm	C 0 - 180	C 90 - 270
8 320 066 029	white	warm white (3000 K)		6°	46°
8 320 056 029	silver grey				




Part number	Colour	Light source	Luminous flux	Beam angle γ (FWHM)	
8 320 045 029	black	5 x LED 2.5 W	794 lm	C 0 - 180	C 90 - 270
8 320 065 029	white	neutral white (4000 K)		6°	46°
8 320 055 029	silver grey				



Surface-mounted downlight, wide beam

Part number	Colour	Light source	Luminous flux	Beam angle γ (FWHM)
8 320 046 059	black	5 x LED 2.5 W	727 lm	33°
8 320 066 059	white	warm white (3000 K)		
8 320 056 059	silver grey			



Part number	Colour	Light source	Luminous flux	Beam angle γ (FWHM)
8 320 045 059	black	5 x LED 2.5 W	778 lm	33°
8 320 065 059	white	neutral white (4000 K)		
8 320 055 059	silver grey			

Part number	Description
... 3 ..	Dimmable luminaire (DALI/1-10 V)

LED (see page 185)

Luminaires available in 2700 K and other colour temperatures on request

