



Features

The HEPA is a recessed luminaire with top access to the LED gear tray. The lens is held in place by an internal flange. Designed to be installed into a pressurised room. Designed to be mounted in a Rudnev/poly panel ceiling. Full wash down capability. The Hepa has “walk-on” ability and can withstand up to 160kg on the Top of fitting. Retro fit LED kit is also available for older Metal Halide installations. UPS Emergency lighting systems are also available.

Suitable for Hygiene areas using polypanel construction such as freezing works, dairy factory, bakeries and general food handling or refrigerated storage areas.

Hepa is top accessed allowing servicing to be carried out remotely. Triumph Lens, Y5 and Clear Lens available.

Applications

Hygiene Areas specifically Dairy, Meat & Food Preparation areas

Lifetime

L70 50000hrs B10
5 yr warranty

Benefits:

- Top access for maintenance without entering the cleanroom
- Easy retrofit solution for upgrading from MH to LED
- Zhaga Footprint LED engine
- Remote control gear



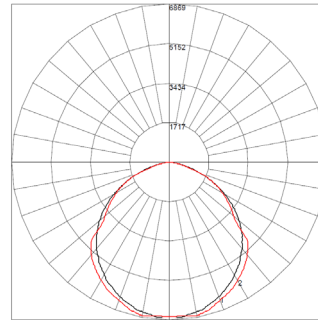
For technical details, see page 2

RX Hepa LED Product Range

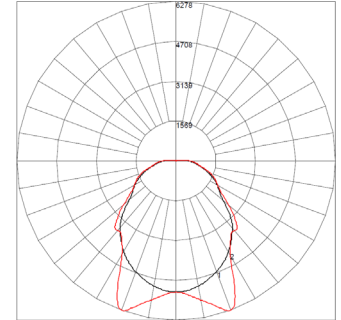
WATTS	168w
LUMEN OUTPUT	15792LM to 18246LM
EFFICACY	108.6 Lumens per Watt
CCT & RX	4000
CRI	>80 (>90 on Request)
BEAM ANGLE	N/A
IP RATING	65
IK RATING	N/A
IC RATING	N/A
IES FILES AVAILABLE?	Yes
UGR	
DIMMING / CONTROLS / DRIVER	Non Dimmable
LIFETIME	L70 50000hrs B10
WARRANTY	5 years
DIMENSIONS L,W,H	595mm x 595mm
CUTOUT	600mmx600mm
WEIGHT	25kg
MATERIALS	Stainless Flange
BODY COLOUR	Powdercoated white standard
MOUNTING OPTIONS	Recessed, top access
STANDARDS & RATINGS EG CA	
CONNECTION EG FLEX & PLUG / TERMINAL	

ORDER CODE	DESCRIPTION
REXHP226LEDTCL	RX HEPA 2X2 6LED X TRIDONIC 4000LM 840 CLEAR LENS NO DRIVER
REXHP226LEDTT	RX HEPA 2X2 6LED X TRIDONIC 4000LM 840 TRIUMPH LENS NO DRIVER
REXHP226LEDTY5	RX HEPA 2X2 6LED X TRIDONIC 4000LM 840 Y5 DIFFUSER NO DRIVER

Photometric diagrams

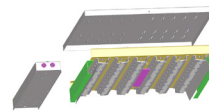


REXHP226LEDTCL

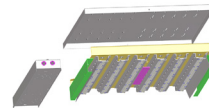


REXHP226LEDTT

Accessories



RX HEPA RETRO KIT HEPA 2X2 6LED C/W DRIVER 4000LM 840
REXHP226LEDRET



RX HEPA RETRO 2X2 6X TRIDONIC 4000LM REMOTE GEAR WITH UPS EM
REXHP226LTRETUP

Dimensions

