

PRODUCT FAMILY DATASHEET

LINEAR IndiviLED DIRECT/INDIRECT

Pendant luminaire for single luminaire or light line application

AREAS OF APPLICATION

- Direct replacement for luminaires with fluorescent lamps
- Offices, schools
- General indoor illumination
- Corridors, entrance areas
- Seamless linear lighting
- Shop lighting

PRODUCT BENEFITS

- Homogenous light distribution and reduced glare thanks to the IndiviLED optics
- Increased light comfort thanks to direct and indirect light emission
- The product family offers full lighting solution for different applications
- Energy savings of up to 50 % compared to T5 batten luminaires
- Robust structure with IK06

PRODUCT FEATURES

- Each LED with individual lens and reflector for UGR<16 and homogenous light distribution
- Additional module for indirect lighting with 850 lm
- Pendant mounting with suspension kit
- Linkable to an esthetic seamless light line with line connection adapter (surface or pendant mounting)
- Available with length of 1200 or 1500 mm
- Luminous flux up to 6550 lm
- Luminous efficacy: up to 120 lm/W



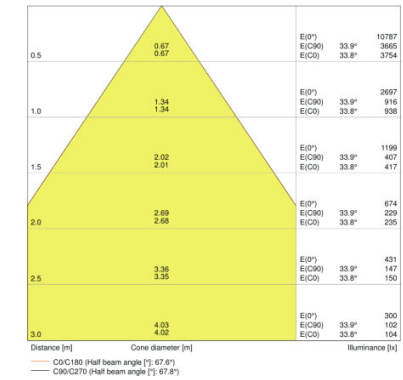
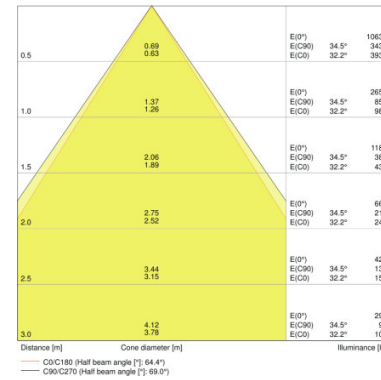
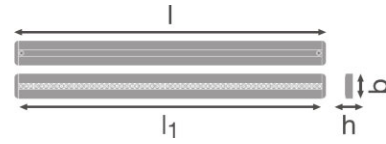
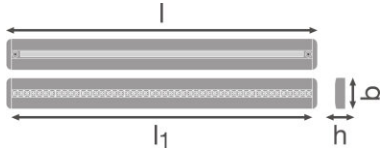
- Initial color consistency: < 4 SDCM
- Glow Wire Test according to IEC 60695-2-12: 850 °C

TECHNICAL DATA

Product description	Electrical data			Photometrical data			Light technical data	Dimensions & weight				Colors & materials
	Nominal wattage	Nominal voltage	Mains frequency	Luminous flux	Light color (designation)	Color rendering index Ra	Beam angle	Length	Width	Height	Product weight	Body material
LN INDV D/I 1200 42 W 3000 K	42.00 W	220...240 V	50/60 Hz	4650 lm	Warm White	≥80	70 °	1199 mm	120.0 mm	40.0 mm	2600.00 g	Aluminum
LN INDV D/I 1200 42 W 4000 K	42.00 W	220...240 V	50/60 Hz	5050 lm	Cool White	≥80	70 °	1199 mm	120.0 mm	40.0 mm	2600.00 g	Aluminum
LN INDV D/I 1500 56 W 3000 K	56.00 W	220...240 V	50/60 Hz	6150 lm	Warm White	≥80	70 °	1488 mm	120.0 mm	40.0 mm	3200.00 g	Aluminum
LN INDV D/I 1500 56 W 4000 K	56.00 W	220...240 V	50/60 Hz	6550 lm	Cool White	≥80	70 °	1488 mm	120.0 mm	40.0 mm	3200.00 g	Aluminum

Product description	Product color	Cover material	Temperatures & operating conditions	Lifespan			Capabilities
			Ambient temperature range	Lifespan L70 at 25 °C	Lifespan L80 at 25 °C	Lifespan L90 at 25 °C	Dimmable
LN INDV D/I 1200 42 W 3000 K	White	Aluminium	-20...45 °C	60000 h	50000 h	35000 h	No
LN INDV D/I 1200 42 W 4000 K	White	Aluminium	-20...45 °C	60000 h	50000 h	35000 h	No
LN INDV D/I 1500 56 W 3000 K	White	Aluminium	-20...45 °C	60000 h	50000 h	35000 h	No
LN INDV D/I 1500 56 W 4000 K	White	Aluminium	-20...45 °C	60000 h	50000 h	35000 h	No

Product description	Type of connection	Ball shot safe	Certificates & standards	
			Protection class	Type of protection
LN INDV D/I 1200 42 W 3000 K	Screwless terminal	No	I	IP20
LN INDV D/I 1200 42 W 4000 K	Screwless terminal	No	I	IP20
LN INDV D/I 1500 56 W 3000 K	Screwless terminal	No	I	IP20
LN INDV D/I 1500 56 W 4000 K	Screwless terminal	No	I	IP20

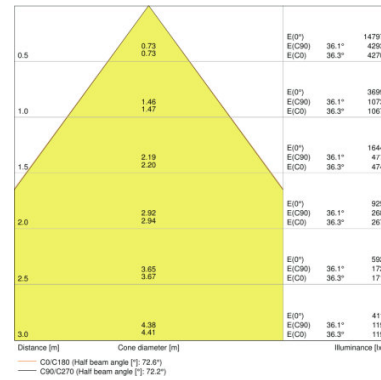
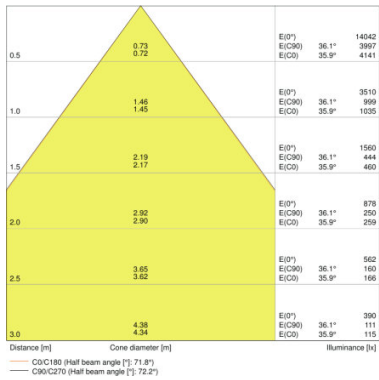


LN INDV D/I 1200 42 W 3000 K, LN INDV D/I 1200 42 W 4000 K

LN INDV D/I 1500 56 W 3000 K, LN INDV D/I 1500 56 W 4000 K

LN INDV D/I 1200 42 W 3000 K

LN INDV D/I 1200 42 W 4000 K



LN INDV D/I 1500 56 W 3000 K

LN INDV D/I 1500 56 W 4000 K

EQUIPMENT / ACCESSORIES

- Ceiling connection box available
- Suspension kit available
- Line connection adapter available
- Through-wiring cable kit available

APPLICATION ADVICE

For more detailed application information and graphics please see product datasheet.

LOGISTICAL DATA

Product code	Product description	Packaging unit (Pieces/Unit)	Dimensions (length x width x height)	Volume	Gross weight
4058075109728	LN INDV D/I 1200 42 W 3000 K	Shipping carton box 4	1357 mm x 207 mm x 169 mm	47.47 dm ³	12102.00 g
4058075109742	LN INDV D/I 1200 42 W 4000 K	Shipping carton box 4	1357 mm x 207 mm x 169 mm	47.47 dm ³	12102.00 g
4058075109766	LN INDV D/I 1500 56 W 3000 K	Shipping carton box 4	1641 mm x 207 mm x 169 mm	57.41 dm ³	15298.00 g
4058075110441	LN INDV D/I 1500 56 W 4000 K	Shipping carton box 4	1641 mm x 207 mm x 169 mm	57.41 dm ³	15298.00 g

The mentioned product code describes the smallest quantity unit which can be ordered. One shipping unit can contain one or more single products. When placing an order, for the quantity please enter single or multiples of a shipping unit.

DISCLAIMER

Subject to change without notice. Errors and omission excepted. Always make sure to use the most recent release.

PRODUCT FAMILY DATASHEET

LINEAR IndiviLED DIRECT/INDIRECT DALI

DALI-Pendant luminaire for single luminaire or light line application

AREAS OF APPLICATION

- Direct replacement for luminaires with fluorescent lamps
- Offices, schools
- General indoor illumination
- Corridors, entrance areas
- Seamless linear lighting
- Shop lighting

PRODUCT BENEFITS

- Homogenous light distribution and reduced glare thanks to the IndiviLED optics
- Advanced functionality due to already included DALI driver
- Increased light comfort thanks to direct and indirect light emission
- Energy savings of up to 50 % compared to T5 batten luminaires
- Robust structure with IK06

PRODUCT FEATURES

- Each LED with individual lens and reflector for UGR<16 and homogenous light distribution
- Pre-configured DALI driver included
- Additional module for indirect lighting with 850 lm
- Pendant mounting with suspension kit
- Linkable to an esthetic seamless light line with line connection adapter (surface or pendant mounting)
- Available with length of 1200 or 1500 mm
- Luminous flux up to 6550 lm



- Luminous efficacy: up to 120 lm/W
- Initial color consistency: < 4 SDCM
- Glow Wire Test according to IEC 60695-2-12: 850 °C

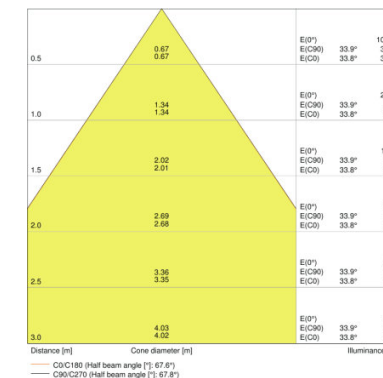
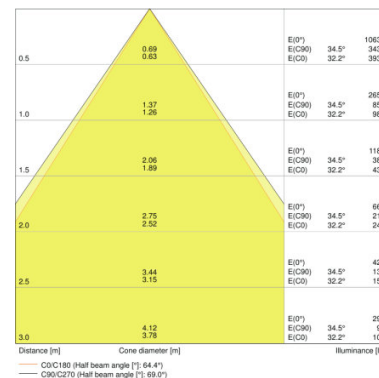
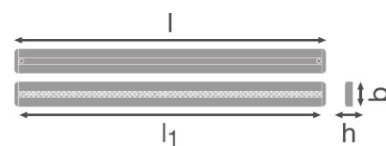
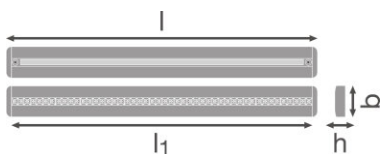
TECHNICAL DATA

Product description	Electrical data			Luminaire control gear data	Photometrical data			Light technical data	Dimensions & weight		
	Nominal wattage	Nominal voltage	Mains frequency	ECG - Life time	Luminous flux	Light color (designation)	Color rendering index Ra	Beam angle	Length	Width	Height
LN INDV D/I DALI 1200 42 W 3000 K	42.00 W	220...240 V	0/50/60 Hz	100000 h	4650 lm	Warm White	≥80	70 °	1199 mm	120.0 mm	40.0 mm
LN INDV D/I DALI 1200 42 W 4000 K	42.00 W	220...240 V	0/50/60 Hz	100000 h	5050 lm	Cool White	≥80	70 °	1199 mm	120.0 mm	40.0 mm
LN INDV D/I DALI 1500 56 W 3000 K	56.00 W	220...240 V	0/50/60 Hz	100000 h	6150 lm	Warm White	≥80	70 °	1488 mm	120.0 mm	40.0 mm
LN INDV D/I DALI 1500 56 W 4000 K	56.00 W	220...240 V	0/50/60 Hz	100000 h	6550 lm	Cool White	≥80	70 °	1488 mm	120.0 mm	40.0 mm

Product description	Product weight	Colors & materials			Temperatures & operating conditions	Lifespan		
		Body material	Product color	Cover material	Ambient temperature range	Lifespan L70 at 25 °C	Lifespan L80 at 25 °C	Lifespan L90 at 25 °C
LN INDV D/I DALI 1200 42 W 3000 K	2800.00 g	Aluminum	White	Aluminium	-20...45 °C	60000 h	50000 h	35000 h
LN INDV D/I DALI 1200 42 W 4000 K	2800.00 g	Aluminum	White	Aluminium	-20...45 °C	60000 h	50000 h	35000 h
LN INDV D/I DALI 1500 56 W 3000 K	3600.00 g	Aluminum	White	Aluminium	-20...45 °C	60000 h	50000 h	35000 h
LN INDV D/I DALI 1500 56 W 4000 K	3600.00 g	Aluminum	White	Aluminium	-20...45 °C	60000 h	50000 h	35000 h

Product description	Capabilities			Certificates & standards	
	Dimmable	Type of connection	Ball shot safe	Protection class	Type of protection
LN INDV D/I DALI 1200 42 W 3000 K	Yes	Screwless terminal, 5-Pole	No	I	IP20
LN INDV D/I DALI 1200 42 W 4000 K	Yes	Screwless terminal, 5-Pole	No	I	IP20
LN INDV D/I DALI 1500 56 W 3000 K	Yes	Screwless terminal, 5-Pole	No	I	IP20

Product description	Capabilities			Certificates & standards	
	Dimmable	Type of connection	Ball shot safe	Protection class	Type of protection
LN INDV D/I DALI 1500 56 W 4000 K	Yes	Screwless terminal, 5-Pole	No	I	IP20

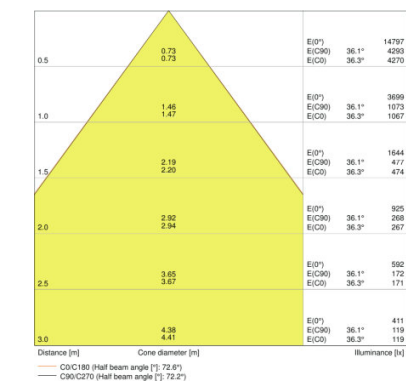
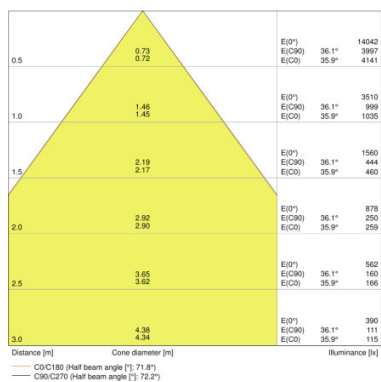


LN INDV D/I DALI 1200 42 W 3000 K,
LN INDV D/I DALI 1200 42 W 4000 K

LN INDV D/I DALI 1500 56 W 3000 K,
LN INDV D/I DALI 1500 56 W 4000 K

LN INDV D/I DALI 1200 42 W 3000 K

LN INDV D/I DALI 1200 42 W 4000 K



LN INDV D/I DALI 1500 56 W 3000 K

LN INDV D/I DALI 1500 56 W 4000 K

EQUIPMENT / ACCESSORIES

- Ceiling connection box available
- Suspension kit available
- Line connection adapter available
- Through-wiring cable kit available

APPLICATION ADVICE

For more detailed application information and graphics please see product datasheet.

LOGISTICAL DATA

Product code	Product description	Packaging unit (Pieces/Unit)	Dimensions (length x width x height)	Volume	Gross weight
4058075109001	LN INDV D/I DALI 1200 42 W 3000 K	Shipping carton box 4	1357 mm x 207 mm x 169 mm	47.47 dm ³	12902.00 g

Product code	Product description	Packaging unit (Pieces/Unit)	Dimensions (length x width x height)	Volume	Gross weight
4058075109025	LN INDV D/I DALI 1200 42 W 4000 K	Shipping carton box 4	1357 mm x 207 mm x 169 mm	47.47 dm ³	12902.00 g
4058075109049	LN INDV D/I DALI 1500 56 W 3000 K	Shipping carton box 4	1641 mm x 207 mm x 169 mm	57.41 dm ³	16098.00 g
4058075109063	LN INDV D/I DALI 1500 56 W 4000 K	Shipping carton box 4	1641 mm x 207 mm x 169 mm	57.41 dm ³	16098.00 g

The mentioned product code describes the smallest quantity unit which can be ordered. One shipping unit can contain one or more single products. When placing an order, for the quantity please enter single or multiples of a shipping unit.

DISCLAIMER

Subject to change without notice. Errors and omission excepted. Always make sure to use the most recent release.

PRODUCT FAMILY DATASHEET

LINEAR IndiviLED DIRECT/INDIRECT SENSOR

Pendant luminaire for single luminaire or light line application with sensor function

AREAS OF APPLICATION

- Direct replacement for luminaires with fluorescent lamps
- Offices, schools
- General indoor illumination
- Corridors, entrance areas
- Seamless linear lighting
- Shop lighting

PRODUCT BENEFITS

- Homogenous light distribution and reduced glare thanks to the IndiviLED optics
- Allows for energy savings and comfortable operation due to sensor control
- Increased light comfort thanks to direct and indirect light emission
- Low flicker light thanks to special electronic control gear
- Energy savings of up to 50 % compared to T5 batten luminaires
- Robust structure with IK06

PRODUCT FEATURES

- Each LED with individual lens and reflector for UGR<16 and homogenous light distribution
- Motion sensor (microwave technology) with adjustable detection parameters
- Additional module for indirect lighting with 850 lm
- Pendant mounting with suspension kit
- Linkable to an esthetic seamless light line with line connection adapter (surface or pendant mounting)
- Available with length of 1200 or 1500 mm



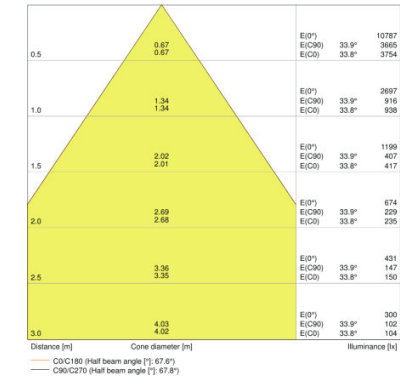
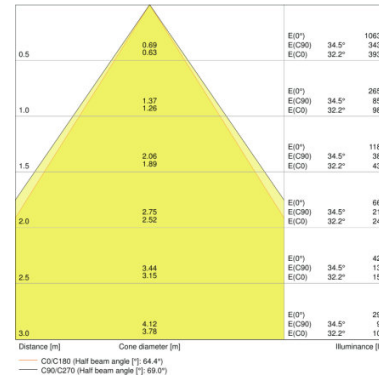
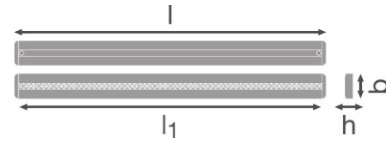
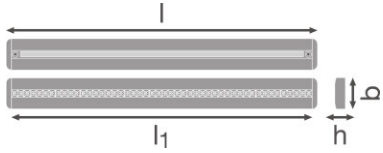
- Luminous flux up to 6550 lm
- Luminous efficacy: up to 120 lm/W
- Initial color consistency: < 4 SDCM
- Glow Wire Test according to IEC 60695-2-12: 850 °C

TECHNICAL DATA

Product description	Electrical data			Photometrical data			Light technical data	Luminaire sensor data	Dimensions & weight		
	Nominal wattage	Nominal voltage	Mains frequency	Luminous flux	Light color (designation)	Color rendering index Ra	Beam angle	Type of sensor	Length	Width	Height
LN INDV D/I 1200 42 W 3000 K S	42.00 W	220...240 V	50/60 Hz	4650 lm	Warm White	≥80	70 °	Motion / Light	1229 mm	120.0 mm	40.0 mm
LN INDV D/I 1200 42 W 4000 K S	42.00 W	220...240 V	50/60 Hz	5050 lm	Cool White	≥80	70 °	Motion / Light	1229 mm	120.0 mm	40.0 mm
LN INDV D/I 1500 56 W 3000 K S	56.00 W	220...240 V	50/60 Hz	6150 lm	Warm White	≥80	70 °	Motion / Light	1518 mm	120.0 mm	40.0 mm
LN INDV D/I 1500 56 W 4000 K S	56.00 W	220...240 V	50/60 Hz	6550 lm	Cool White	≥80	70 °	Motion / Light	1518 mm	120.0 mm	40.0 mm

Product description	Product weight	Colors & materials			Temperatures & operating conditions	Lifespan		
		Body material	Product color	Cover material	Ambient temperature range	Lifespan L70 at 25 °C	Lifespan L80 at 25 °C	Lifespan L90 at 25 °C
LN INDV D/I 1200 42 W 3000 K S	2700.00 g	Aluminum	White	Aluminium	-20...45 °C	60000 h	50000 h	35000 h
LN INDV D/I 1200 42 W 4000 K S	2700.00 g	Aluminum	White	Aluminium	-20...45 °C	60000 h	50000 h	35000 h
LN INDV D/I 1500 56 W 3000 K S	3300.00 g	Aluminum	White	Aluminium	-20...45 °C	60000 h	50000 h	35000 h
LN INDV D/I 1500 56 W 4000 K S	3300.00 g	Aluminum	White	Aluminium	-20...45 °C	60000 h	50000 h	35000 h

Product description	Capabilities			Certificates & standards	
	Dimmable	Type of connection	Ball shot safe	Protection class	Type of protection
LN INDV D/I 1200 42 W 3000 K S	No	Screwless terminal	No	I	IP20
LN INDV D/I 1200 42 W 4000 K S	No	Screwless terminal	No	I	IP20
LN INDV D/I 1500 56 W 3000 K S	No	Screwless terminal	No	I	IP20
LN INDV D/I 1500 56 W 4000 K S	No	Screwless terminal	No	I	IP20

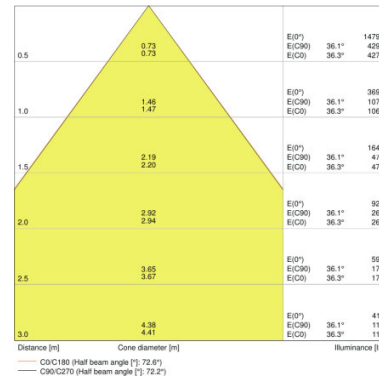
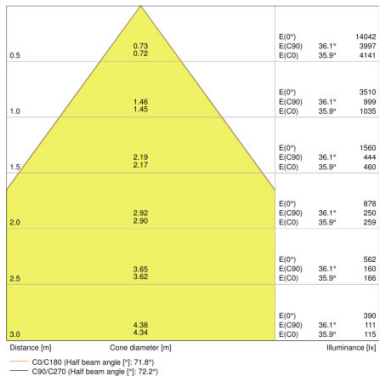


LN INDV D/I 1200 42 W 3000 K S, LN INDV D/I 1200 42 W 4000 K S

LN INDV D/I 1500 56 W 3000 K S, LN INDV D/I 1500 56 W 4000 K S

LN INDV D/I 1200 42 W 3000 K S

LN INDV D/I 1200 42 W 4000 K S



LN INDV D/I 1500 56 W 3000 K S

LN INDV D/I 1500 56 W 4000 K S

EQUIPMENT / ACCESSORIES

- Ceiling connection box available
- Suspension kit available
- Line connection adapter available
- Through-wiring cable kit available

APPLICATION ADVICE

For more detailed application information and graphics please see product datasheet.

LOGISTICAL DATA

Product code	Product description	Packaging unit (Pieces/Unit)	Dimensions (length x width x height)	Volume	Gross weight
4058075109445	LN INDV D/I 1200 42 W 3000 K S	Shipping carton box 4	1357 mm x 207 mm x 169 mm	47.47 dm ³	12502.00 g
4058075109469	LN INDV D/I 1200 42 W 4000 K S	Shipping carton box 4	1357 mm x 207 mm x 169 mm	47.47 dm ³	12502.00 g
4058075109483	LN INDV D/I 1500 56 W 3000 K S	Shipping carton box 4	1641 mm x 207 mm x 169 mm	57.41 dm ³	15698.00 g
4058075109506	LN INDV D/I 1500 56 W 4000 K S	Shipping carton box 4	1641 mm x 207 mm x 169 mm	57.41 dm ³	15698.00 g

The mentioned product code describes the smallest quantity unit which can be ordered. One shipping unit can contain one or more single products. When placing an order, for the quantity please enter single or multiples of a shipping unit.

DISCLAIMER

Subject to change without notice. Errors and omission excepted. Always make sure to use the most recent release.

PRODUCT FAMILY DATASHEET

LINEAR IndiviLED DIRECT/INDIRECT DALI SENSOR

DALI-Pendant luminaire for single luminaire or light line application with sensor function

AREAS OF APPLICATION

- Direct replacement for luminaires with fluorescent lamps
- Offices, schools
- General indoor illumination
- Corridors, entrance areas
- Seamless linear lighting
- Shop lighting

PRODUCT BENEFITS

- Homogenous light distribution and reduced glare thanks to the IndiviLED optics
- Advanced functionality due to already included DALI driver
- Low flicker light thanks to special electronic control gear
- Increased light comfort thanks to direct and indirect light emission
- Energy savings of up to 50 % compared to T5 batten luminaires
- Robust structure with IK06

PRODUCT FEATURES

- Each LED with individual lens and reflector for UGR<16 and homogenous light distribution
- Motion sensor and ambient light dependend dimming function for maximized energy savings
- Pre-configured DALI driver included
- Pendant mounting with suspension kit
- Linkable to an esthetic seamless light line with line connection adapter (surface or pendant mounting)
- Available with length of 1200 or 1500 mm



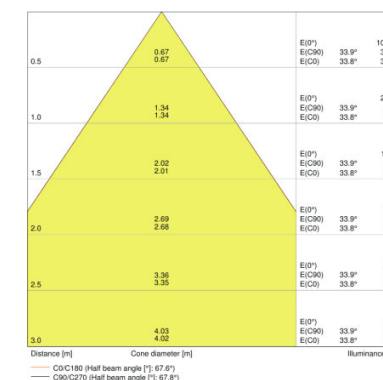
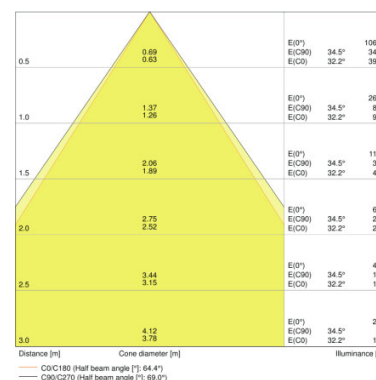
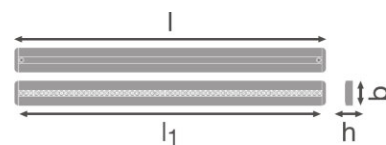
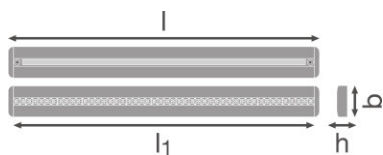
- Luminous flux up to 6550 lm
- Luminous efficacy: up to 120 lm/W
- Initial color consistency: < 4 SDCM
- Glow Wire Test according to IEC 60695-2-12: 850 °C

TECHNICAL DATA

Product description	Electrical data			Luminaire control gear data	Photometrical data			Light technical data	Luminaire sensor data	Dimensions & weight
	Nominal wattage	Nominal voltage	Mains frequency	ECG - Life time	Luminous flux	Light color (designation)	Color rendering index Ra	Beam angle	Type of sensor	Length
LN INDV D/I DALI 1200 42 W 3000 K S	42.00 W	220...240 V	50/60 Hz	100000 h	4650 lm	Warm White	≥80	70 °	Motion / Light	1229 mm
LN INDV D/I DALI 1200 42 W 4000 K S	42.00 W	220...240 V	50/60 Hz	100000 h	5050 lm	Cool White	≥80	70 °	Motion / Light	1229 mm
LN INDV D/I DALI 1500 56 W 3000 K S	56.00 W	220...240 V	50/60 Hz	100000 h	6150 lm	Warm White	≥80	70 °	Motion / Light	1518 mm
LN INDV D/I DALI 1500 56 W 4000 K S	56.00 W	220...240 V	50/60 Hz	100000 h	6550 lm	Cool White	≥80	70 °	Motion / Light	1518 mm

Product description	Width	Height	Product weight	Colors & materials			Temperatures & operating conditions	Lifespan	
				Body material	Product color	Cover material	Ambient temperature range	Lifespan L70 at 25 °C	Lifespan L80 at 25 °C
LN INDV D/I DALI 1200 42 W 3000 K S	120.0 mm	40.0 mm	3000.00 g	Aluminum	White	Aluminium	-20...45 °C	60000 h	50000 h
LN INDV D/I DALI 1200 42 W 4000 K S	120.0 mm	40.0 mm	3000.00 g	Aluminum	White	Aluminium	-20...45 °C	60000 h	50000 h
LN INDV D/I DALI 1500 56 W 3000 K S	120.0 mm	40.0 mm	3600.00 g	Aluminum	White	Aluminium	-20...45 °C	60000 h	50000 h
LN INDV D/I DALI 1500 56 W 4000 K S	120.0 mm	40.0 mm	3600.00 g	Aluminum	White	Aluminium	-20...45 °C	60000 h	50000 h

Product description	Lifespan L90 at 25 °C	Capabilities			Certificates & standards	
		Dimmable	Type of connection	Ball shot safe	Protection class	Type of protection
LN INDV D/I DALI 1200 42 W 3000 K S	35000 h	Yes	Screwless terminal, 5-Pole	No	I	IP20
LN INDV D/I DALI 1200 42 W 4000 K S	35000 h	Yes	Screwless terminal, 5-Pole	No	I	IP20
LN INDV D/I DALI 1500 56 W 3000 K S	35000 h	Yes	Screwless terminal, 5-Pole	No	I	IP20
LN INDV D/I DALI 1500 56 W 4000 K S	35000 h	Yes	Screwless terminal, 5-Pole	No	I	IP20

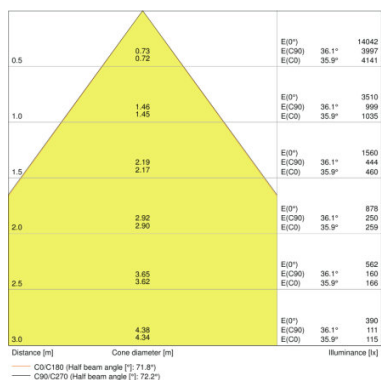


LN INDV D/I DALI 1200 42 W 3000 K S,
LN INDV D/I DALI 1200 42 W 4000 K S

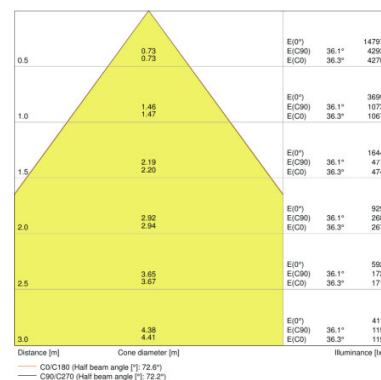
LN INDV D/I DALI 1500 56 W 3000 K S,
LN INDV D/I DALI 1500 56 W 4000 K S

LN INDV D/I DALI 1200 42 W 3000 K S

LN INDV D/I DALI 1200 42 W 4000 K S



LN INDV D/I DALI 1500 56 W 3000 K S



LN INDV D/I DALI 1500 56 W 4000 K S

EQUIPMENT / ACCESSORIES

- Ceiling connection box available
- Suspension kit available
- Line connection adapter available
- Through-wiring cable kit available

APPLICATION ADVICE

For more detailed application information and graphics please see product datasheet.

LOGISTICAL DATA

Product code	Product description	Packaging unit (Pieces/Unit)	Dimensions (length x width x height)	Volume	Gross weight
4058075110045	LN INDV D/I DALI 1200 42 W 3000 K S	Shipping carton box 4	1357 mm x 207 mm x 169 mm	47.47 dm ³	13702.00 g

Product code	Product description	Packaging unit (Pieces/Unit)	Dimensions (length x width x height)	Volume	Gross weight
4058075110069	LN INDV D/I DALI 1200 42 W 4000 K S	Shipping carton box 4	1357 mm x 207 mm x 169 mm	47.47 dm ³	13702.00 g
4058075110083	LN INDV D/I DALI 1500 56 W 3000 K S	Shipping carton box 4	1641 mm x 207 mm x 169 mm	57.41 dm ³	16898.00 g
4058075110106	LN INDV D/I DALI 1500 56 W 4000 K S	Shipping carton box 4	1580 mm x 280 mm x 180 mm	79.63 dm ³	16898.00 g

The mentioned product code describes the smallest quantity unit which can be ordered. One shipping unit can contain one or more single products. When placing an order, for the quantity please enter single or multiples of a shipping unit.

DISCLAIMER

Subject to change without notice. Errors and omission excepted. Always make sure to use the most recent release.

PRODUCT FAMILY DATASHEET

LINEAR IndiviLED DIRECT/INDIRECT THROUGH-WIRED

Pendant luminaire for single luminaire or light line application for through wiring

AREAS OF APPLICATION

- Direct replacement for luminaires with fluorescent lamps
- Offices, schools
- General indoor illumination
- Corridors, entrance areas
- Seamless linear lighting
- Shop lighting

PRODUCT BENEFITS

- Homogenous light distribution and reduced glare thanks to the IndiviLED optics
- Convenient installation of light lines due to pre-assembled through wiring kit
- Increased light comfort thanks to direct and indirect light emission
- Low flicker light thanks to special electronic control gear
- Energy savings of up to 50 % compared to T5 batten luminaires
- Robust structure with IK06

PRODUCT FEATURES

- Each LED with individual lens and reflector for UGR<16 and homogenous light distribution
- Pre-assembled through wiring kit
- Additional module for indirect lighting with 850 lm
- Pendant mounting with suspension kit
- Linkable to an esthetic seamless light line with line connection adapter (surface or pendant mounting)
- Available with length of 1200 or 1500 mm



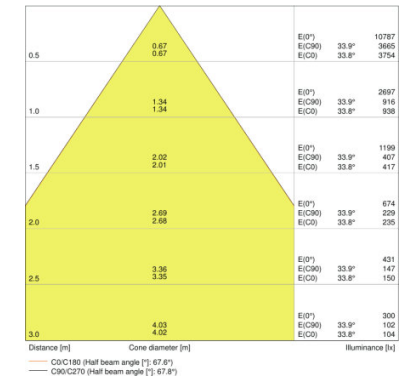
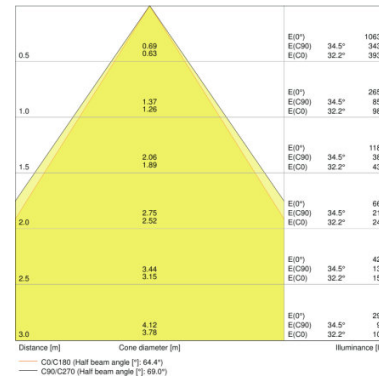
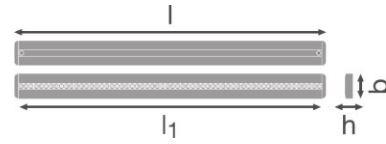
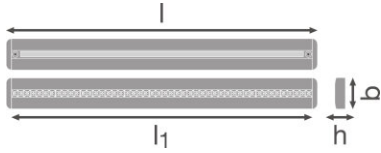
- Luminous flux up to 6550 lm
- Luminous efficacy: up to 120 lm/W
- Initial color consistency: < 4 SDCM
- Glow Wire Test according to IEC 60695-2-12: 850 °C

TECHNICAL DATA

Product description	Electrical data			Photometrical data			Light technical data	Dimensions & weight				Colors & materials
	Nominal wattage	Nominal voltage	Mains frequency	Luminous flux	Light color (designation)	Color rendering index Ra	Beam angle	Length	Width	Height	Product weight	Body material
LN INDV D/I 1200 42 W 3000 K TH	42.00 W	220...240 V	50/60 Hz	4650 lm	Warm White	≥80	70 °	1199 mm	120.0 mm	40.0 mm	2800.00 g	Aluminum
LN INDV D/I 1200 42 W 4000 K TH	42.00 W	220...240 V	50/60 Hz	5050 lm	Cool White	≥80	70 °	1199 mm	120.0 mm	40.0 mm	2800.00 g	Aluminum
LN INDV D/I 1500 56 W 3000 K TH	56.00 W	220...240 V	50/60 Hz	6150 lm	Warm White	≥80	70 °	1488 mm	120.0 mm	40.0 mm	3430.00 g	Aluminum
LN INDV D/I 1500 56 W 4000 K TH	56.00 W	220...240 V	50/60 Hz	6550 lm	Cool White	≥80	70 °	1488 mm	120.0 mm	40.0 mm	3430.00 g	Aluminum

Product description	Product color	Cover material	Temperatures & operating conditions	Lifespan			Capabilities
			Ambient temperature range	Lifespan L70 at 25 °C	Lifespan L80 at 25 °C	Lifespan L90 at 25 °C	Dimmable
LN INDV D/I 1200 42 W 3000 K TH	White	Aluminium	-20...45 °C	60000 h	50000 h	35000 h	No
LN INDV D/I 1200 42 W 4000 K TH	White	Aluminium	-20...45 °C	60000 h	50000 h	35000 h	No
LN INDV D/I 1500 56 W 3000 K TH	White	Aluminium	-20...45 °C	60000 h	50000 h	35000 h	No
LN INDV D/I 1500 56 W 4000 K TH	White	Aluminium	-20...45 °C	60000 h	50000 h	35000 h	No

Product description	Type of connection	Ball shot safe	Certificates & standards	
			Protection class	Type of protection
LN INDV D/I 1200 42 W 3000 K TH	Screwless terminal	No	I	IP20
LN INDV D/I 1200 42 W 4000 K TH	Screwless terminal	No	I	IP20
LN INDV D/I 1500 56 W 3000 K TH	Screwless terminal	No	I	IP20
LN INDV D/I 1500 56 W 4000 K TH	Screwless terminal	No	I	IP20

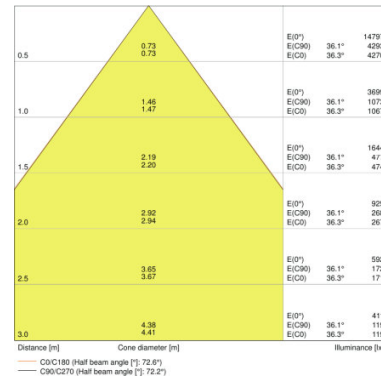
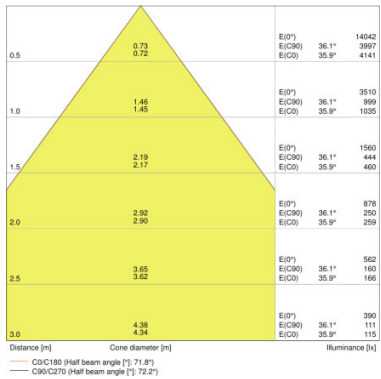


LN INDV D/I 1200 42 W 3000 K TH, LN INDV D/I 1200 42 W 4000 K TH

LN INDV D/I 1500 56 W 3000 K TH, LN INDV D/I 1500 56 W 4000 K TH

LN INDV D/I 1200 42 W 3000 K TH

LN INDV D/I 1200 42 W 4000 K TH



LN INDV D/I 1500 56 W 3000 K TH

LN INDV D/I 1500 56 W 4000 K TH

EQUIPMENT / ACCESSORIES

- Ceiling connection box available
- Suspension kit available
- Line connection adapter available
- Through-wiring cable kit available

APPLICATION ADVICE

For more detailed application information and graphics please see product datasheet.

LOGISTICAL DATA

Product code	Product description	Packaging unit (Pieces/Unit)	Dimensions (length x width x height)	Volume	Gross weight
4058075109209	LN INDV D/I 1200 42 W 3000 K TH	Shipping carton box 4	1357 mm x 207 mm x 169 mm	47.47 dm ³	12902.00 g
4058075109223	LN INDV D/I 1200 42 W 4000 K TH	Shipping carton box 4	1357 mm x 207 mm x 169 mm	47.47 dm ³	12902.00 g
4058075109247	LN INDV D/I 1500 56 W 3000 K TH	Shipping carton box 4	1641 mm x 207 mm x 169 mm	57.41 dm ³	15418.00 g
4058075109261	LN INDV D/I 1500 56 W 4000 K TH	Shipping carton box 4	1641 mm x 207 mm x 169 mm	57.41 dm ³	15418.00 g

The mentioned product code describes the smallest quantity unit which can be ordered. One shipping unit can contain one or more single products. When placing an order, for the quantity please enter single or multiples of a shipping unit.

DISCLAIMER

Subject to change without notice. Errors and omission excepted. Always make sure to use the most recent release.